

DIREKTHEIZUNG



Advantages:

- Quick warmth generation
- Reduced weight
- Long-maintained warmth due to the special storage stone
- Higher heat release due to special shape of the surface
- IP 20

Type CHM Combined heater


- Our wall convector „Special Type“
- Fast heat
- Electric combination storage heater
- Wall mounting
- 13 timeless and modern models
- With extensive accessories
- Adjustable with the Eco-Control or DSM-Thermostat over the Internet
- RAL 9002
- With different variants Thermostat, e.g. „open-window“ - funktion




Our „Combi“
Height: 63 cm
Depth: 7 cm




▶ open view



▶ Aluminium heating element



▶ Spezial- storage stone



- 2-fold safety guards
- housing made completely of metal
- no maintenance required at 100% efficiency
- wall mounting
- optional plus thermostat or RF receiver Eco for „Internet Ready“

Type	Power [Watt]	Dimensions [cm]	Protection class
With special storage-stone			
CHM 500 E	500	38 x 63 x 7	IP 20
CHM 1000 E	1000	68 x 63 x 7	IP 20
CHM 1500 E	1500	98 x 63 x 7	IP 20
CHM 2000 E	2000	98 x 63 x 7	IP 20
CHM 500 DSM	500	38 x 63 x 7	IP 20
CHM 1000 DSM	1000	68 x 63 x 7	IP 20
CHM 1500 DSM	1500	98 x 63 x 7	IP 20
CHM 2000 DSM	2000	98 x 63 x 7	IP 20
CHM 500 RF	500	38 x 63 x 7	IP 20
CHM 1000 RF	1000	68 x 63 x 7	IP 20
CHM 1500 RF	1500	98 x 63 x 7	IP 20
CHM 2000 RF	2000	98 x 63 x 7	IP 20
RF Eco = "Internet Ready" - Receiver E = Standard thermostat E4 DSM = 24/7 digital programmable electronic thermostat, adaptive start heating, open windows - funktion, adjustable via internet			